

Technical data

Construction: Kernmantle Rope

Material core: Polyamid (PA)

Material sheath: Polyamid (PA)

Diameter: 11.0 mm (7/16 ")

Weight per M: 75.0 g/m (5.04 lbs/100)

Minimum breaking strength: 32.0 kn (7190 lbf)

**Minimum breaking strength
with sewn end termination:** 22.0 kn (4940 lbf)

Working Load Limit (WLL): 220 kg (485 lb)

Elongation: 3%

Shrinkage in water: 4%

Maximum lifetime: 10 years after date of manufacture

ELR

EQUIPMENT LIFTING ROPE

The Equipment Lifting Rope (ELR) is approved as a lifting system under the machinery directive, when used in combination with an ActSafe power ascender.

Date of Manufacture:

ID #:

Length:

 **SKYLOTEC**

DISCLAIMER

WARNING

Training and experience are required to lower the risk of serious bodily injury or death.

This user's manual provides general information about safe operation and risks associated with the use of the ActSafe Equipment Lifting Rope. It also gives details of maintenance procedures.

Never use the equipment unless you have read and understood this manual and completed a SKYLOTEC approved training in the use of the power Ascender system. SKYLOTEC Nordic AB, our partners and subsidiaries, disclaim any liability for damages, injuries or death resulting from the use of the equipment which is not in compliance with this manual.

This manual may be updated without notice.

For more information about updates and safety warnings, visit www.skylotec.com

01 GENERAL INFORMATION

The ActSafe Equipment Lifting Rope is made of Polyamide fibres and must not be exposed to temperatures over 100°C (212°F). Ropes should be discarded in case of any discoloration or hardening of yarns. Polyamide ropes can shrink up to 7% when in contact with water.

Ropes should be ideally stored in a dry and clean environment, at a temperature of between 15°-25°C (59-77°F). Ropes should also be protected from UV light, harmful chemicals, and other hazards. It is recommended to store the rope loose and uncoiled in a rope bag to prevent the rope from twisting.

For cleaning, ropes can be rinsed with lukewarm water and wiped with a damp cloth and should be afterwards dried naturally, avoid exposure to fire or other heat sources.

Ropes should be dry when stored.



02 PRE-SOAKING

It is recommended that ropes should be pre-soaked before first use for optimal performance and improved lifetime.

Rope density

Pre-soaking makes the ropes more dense. The fibres will absorb the water and will have the tendency to shrink when drying. The result is that all the fibres become more densely aligned and the sheath sits more tightly around the rope core. This makes the rope more solid which will result in less mantle slippage and more grip in the rope grab.

Oil dissolution

For a smoother production process some oil is added to the rope to reduce friction between its fibres and the rope weaving machinery. When soaking the rope in cold water some surface oil will dissolve. This will contribute further to a better grip. Do not soak ropes in warm water, this will lead to greater dissolution of oil, which will have a negative impact on rope fibres.



CAUTION

Always make sure the rope is fit for its lifting/lowering purpose and in good condition.



Note

Never soak in warm water as too much oil will dissolve. Always soak in cold water.



RECOMMENDATION

Always carry out a rope test prior to using the Ascender. Ask your ActSafe supplier for details.

Soaking ropes prior to use makes them last longer.

Use a rope bag or similar and avoid getting sand or dirt into the ropes and bag as it will wear and damage the rope.

03 TYPES OF INSPECTION

Pre-use check

This inspection must be conducted before each use and consists of a visual and tactile inspection of the entire rope.



Pre-operational inspection

In order to ensure correct function, proof-load the lifting system with the operational load before use.

Recorded inspections


Inspection intervals for lifting equipment may be more strict in various regions around the world and should be followed accordingly.

These are the minimum requirements as specified by SKYLOTEC:

- Annually
- In case of demanding environments or applications (e.g. off-shore, geotechnical or painting/blasting) or any other environments or applications that are deemed demanding on the rope, it is recommended to decide on more frequent inspection intervals. The duration of these intervals can be dependent on many factors and should be decided by local EHS and Lifting representatives

04 LIFTING ROPE TYPES AND COMPONENTS

Sewn end termination



Ensure that all indicated parts are present and in good condition:

- A.** Stop indication **B.** Rope stop
- C.** Overload indicator **D.** Rope marking
- E.** Stitching and plastic cover **F.** Thimble

05 INSPECTION PROCESS

1. Check for marking

Serial number, WLL indication and length should be clearly printed and visible on the rope. Rope marking and last/next date of inspection should be present and legible.

2. End termination

Both rope and stitching (if applicable) should not have been exposed to heat or chemicals and should show no signs of cutting and/or tearing or discoloration. See under Potential Rope Defects for more information.

Sewn termination: Observe that all stitching is present and undamaged.

Plastic tube: For both types, ensure that the shrinking tube is in good condition and the end termination is protected.

3. Check the rope condition

over the full length of the rope.

06 ROPE RECOMMENDATIONS

General Rope Inspection

Check the condition of the sheath both visual and tactile over the full length of the rope. Ensure that there are no cuts, burns, frayed strands, fuzzy areas, or discolorations on the sheath of the rope.



Heat damage

Do not use a rope with signs of heat damage. Signs are melting spots or hardened or melted fibres. Heat damage can be caused by exposing the rope to excessive heat, fire or sparks and also from friction.



Colour

Do not use a rope that has changed colour in anyway from the original colour as this indicates either contamination with chemicals or excessive exposure to UV light.



Thickness and density

Feel if there are no inconsistencies in the thickness and/or construction of the rope. Discard the rope in case of obvious damages. Perform and additional close up test (Point 3) in case of suspected damages in the core of the rope.

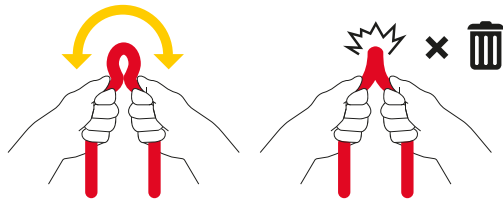


Chemical contamination

Do not use a rope that has come into contact with any aggressive chemicals, oils, solvents, acids or alkaloids. Make sure the rope hasn't been changed in any way by contact with any chemical (this can sometimes be observed by discoloration in the sheath of the rope and make sure the rope is not oily or greasy).

Close Up Inspection

In case of any suspected damages in the core that have been observed during the general rope inspection perform a close up test on the suspected sections of the rope. Hold the rope as indicated in the drawing. Roll it from left to right and observe that is able to roll smoothly in an arch. Discard the rope in case the rope clearly bends, this indicates that the core could be damaged (crushed, cuts).



! Note

In case of unclear defects discard the inspected rope.

Cuts, tears and excessive wear


DO NOT use a rope with any cuts, fraying, tears or any damage that changes the rope in any way.



Sheath still in good condition and **OK** to use.



Sheath of rope worn slightly but still **OK** to use.



Sheath is very worn and **NOT OK** to use.



Core fibres visible and **NOT OK** to use.

07 WARRANTY TERMS

SKYLOTEC Nordic AB ("SKYLOTEC") guarantees that the Equipment Lifting Rope ("Product") purchased has no defects in material and workmanship. This is subject to the terms of the limited warranty ("Warranty") given below.

Any claim must be made within the warranty period which is one year from delivery unless otherwise agreed.

SKYLOTEC will, through repair or replacement as appropriate in SKYLOTEC's reasonable discretion, remedy any defect that is covered by the limited warranty and notified in writing within the warranty period. SKYLOTEC reserves the right to use reconditioned parts with performance parameters equal to those of new parts in any repair performed under the Warranty.

Claim under warranty

Claims under SKYLOTEC's Warranty may be made only by direct customers of SKYLOTEC who, upon SKYLOTEC's request, can present the original sales invoice from SKYLOTEC.

The Warranty is not transferable from one user or customer to another. If you have purchased your product from an authorized distributor of SKYLOTEC products, please contact the distributor for warranty claims.

Warranty Limitations

The warranty does not extend to:

- (i) Products which have been modified, repaired or reconditioned by a party not authorised by the Seller;
- (ii) defects or damage resulting from failure to maintain or operate the Products in accordance with the Seller's recommendations;
- (iii) normal wear and tear;
- (iv) damages which are the result of abuse or negligence including but not limited to water intrusion, physical damage; electrical faults external to the Products, rust or corrosion;
- (v) Products for which the serial number has been removed or tampered with;

and (vi) Products to which a component or product not authorised by the Seller has been added. Repair and replacement in accordance with the warranty terms are the sole and exclusive remedies for defects. The Warranty is exclusive and no other warranties, whether statutory or implied shall apply to the Products, including but not limited to warranties of merchantability or fitness for a particular purpose. Any implied warranty that may be imposed by applicable law is limited to the warranty period

Except as otherwise required by governing law, under no circumstances (including negligence) shall SKYLOTEC, its affiliates, and their respective directors, officers, employees or agents be liable for any consequential, incidental, indirect, punitive, special or other similar damages, whether in action of contract, negligence or other tortious action, arising out of, in connection with or resulting from the sale or provision of any Products.

NOTES

DISTRIBUTOR



SKYLOTEC Nordic AB
Sagbäcksvägen 13
SE-43731 Lindome, Sweden

T: +46 31 65 56 60
E: info@skylotec.se
W: www.skylotec.com

2025 SKYLOTEC Nordic AB

